

# C.A.R.E.

- C**all 811 before digging.
- A**llow required state time for marking.
- R**espect markings.
- E**xcavate carefully.

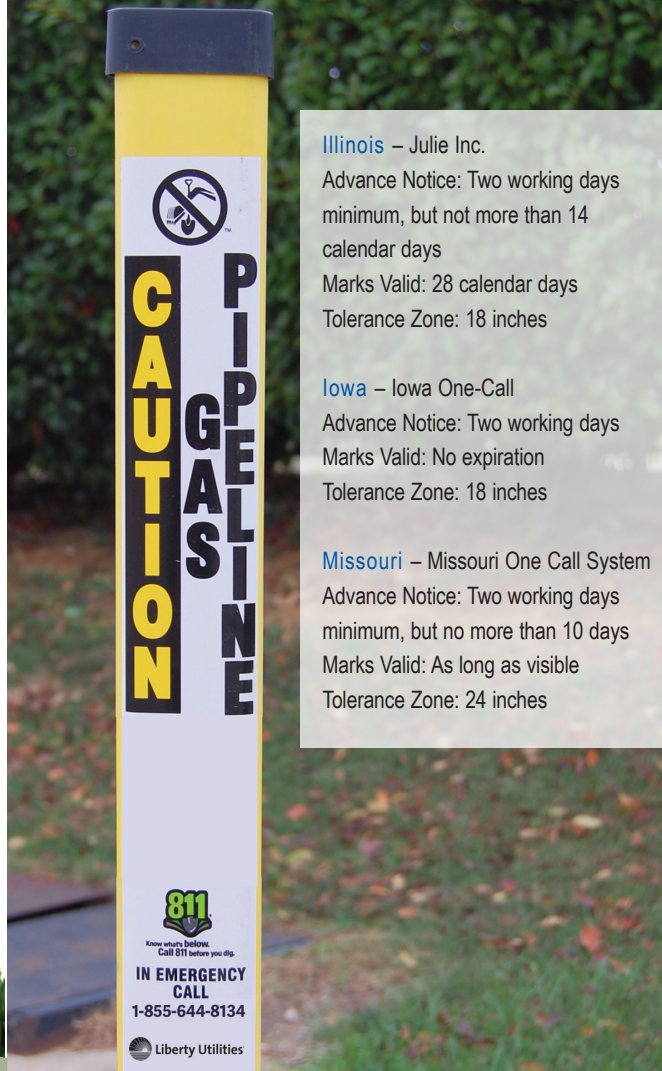
**ALWAYS  
CALL  
BEFORE YOU  
DIG**



One free, easy call gets utility lines marked and helps protect you and others from injury and expense. Know what's below. Always **CALL 811** before you dig. Visit [www.call811.com](http://www.call811.com) for more information.



Know what's **BELOW.**  
**CALL** before you dig.



**Illinois** – Julie Inc.  
Advance Notice: Two working days minimum, but not more than 14 calendar days  
Marks Valid: 28 calendar days  
Tolerance Zone: 18 inches

**Iowa** – Iowa One-Call  
Advance Notice: Two working days  
Marks Valid: No expiration  
Tolerance Zone: 18 inches

**Missouri** – Missouri One Call System  
Advance Notice: Two working days minimum, but no more than 10 days  
Marks Valid: As long as visible  
Tolerance Zone: 24 inches



**Liberty  
Utilities**

[www.libertyutilities.com](http://www.libertyutilities.com)



**Liberty  
Utilities**

## Damage Prevention Awareness

**CALL 811 BEFORE YOU DIG.  
IT'S THE LAW!**



Excavation accidents can be prevented if you CALL 811 toll-free before you dig to have all underground utilities located. It's convenient and easy, and it's the law!

#### Damaged facilities can result in

- Loss of life and property
- Loss of revenue
- Reduced production
- Loss of emergency services
- Costly violations and fines

#### Potential hazards may exist if natural gas lines are damaged because of

- Dented, bent or scratched pipe
- Coating impairment or punctures
- Broken tracer wires
- Lines pulled apart elsewhere or out of sight

If you disturb or damage any gas pipeline, including the pipe coating, you must contact Liberty Utilities immediately.

CUSTOMER SERVICE 1-855-872-3242  
EMERGENCIES 1-855-644-8134

#### Before you excavate or bore, make sure all utilities have been notified and their underground lines have been located.

- Check to be sure all marks have been made in the excavation area
- Expose all gas pipelines by *hand digging* inside state-specific *tolerance zones*
- Barricade excavations where gas pipelines are exposed

#### Never take anything for granted when you dig or bore.

Coordinate your plans with Liberty Utilities well in advance to help protect life and property and to avoid costly repairs. If lines need to be re-marked, CALL 811. Always know what's below.

#### Check with Liberty Utilities before backfilling if you have any questions.

- Do not backfill potential hazards
- Do not backfill with rocks or sharp material against natural gas pipelines
- Backfilling should always be properly compacted
- Do not drop or dump backfill material on natural gas pipelines

#### If a natural gas pipeline is struck or damaged and gas is escaping, CALL 911 immediately!

Secure the area to keep out unnecessary personnel, the media and the public.

#### Eliminate all ignition sources.

- No smoking or open flames
- No cell phones
- Turn off mechanically operated equipment if it's safe to do so

#### PIPELINE INSPECTION, PROTECTION, ENFORCEMENT, AND SAFETY (PIPES) ACT OF 2006

PUBLIC LAW 109-468—DEC. 29, 2006

(d) Prohibition Applicable to Excavators — A person who engages in demolition, excavation, tunneling, or construction — (3) and who causes damage to a pipeline facility that may endanger life or cause bodily harm or damage to property — (A) may not fail to promptly report the damage to the owner or operator of the facility; and (B) if the damage results in the escape of any flammable, toxic, or corrosive gas or liquid, may not fail to promptly report to appropriate authorities by calling the 911 emergency telephone number.

If a natural gas line is damaged, do not attempt to repair the line. Liberty Utilities gas technicians will respond promptly and will make appropriate repairs.

#### Do not turn off valves that may effect the flow of gas.

If you shut off any type of valve, advise a Liberty Utilities gas technician at the scene.

#### Remember the following:








- Always CALL 811 for line locates prior to excavating
- Always maintain a minimum separation of 12 inches, or contact Liberty Utilities for approval when paralleling or crossing a natural gas pipeline
- If a natural gas pipeline is exposed, do not damage the coating, or scratch or dent the outer surface. Call Liberty Utilities to repair the pipeline.

#### 90% of all natural gas incidents in the U.S. are caused by third-party damages!

Call and coordinate with Liberty Utilities if you plan to cross our pipeline. We will assist you promptly.

If you need clarification about state damage prevention laws, CALL 811.

#### APWA UNIFORM COLOR CODE for marking underground utility lines

Proposed Excavation	
Temporary Survey Markings	
Electric Power Lines, Cables, Conduits and Lighting Cables	
Gas, Oil, Steam, Petroleum or Gaseous Materials	
Communication, Alarm or Signal Lines, Cables or Conduit	
Potable Water	
Reclaimed Water, Irrigation and Slurry Lines	
Sewer and Drain Lines	